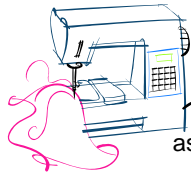


image, and personality. Do at least one leadership/citizenship activity. Project Guidelines may be found on page 3 of project book.

JUDGING: See General Requirements for All Clothing Projects. Outfits from this project will be divided into two categories for judging: Daywear or Formalwear.

426 Clothing for your Career **A, ☆**
Using the "7 Clues of the Total Look", make and evaluate an outfit that has a minimum of two pieces, provides several new challenges, and fills a job or interview need. Write a description of your job or one in which you are interested. Visit a job site and/or interview an employer about clothing in the workplace. Plan a wardrobe that projects a positive image at work. Do at least two alterations / recycling experiences and compare costs with an alteration or repair service. Follow Project Guidelines located on page 4 of the project book.

431M Clothing Master **A, ☆**
New in 2012! Designed for members who want to make clothing in a category that is different from other 4-H clothing project categories or that requires specialized or professional-level skills beyond those typically used in other 4-H clothing projects. 4-H members of any age can complete this project, but should have previous clothing construction experience (comparable to what is required for other advanced-level 4-H clothing projects) and be able to plan and complete the project on their own with minimal supervision or assistance. Guidelines are in book.



432M Sewing and Textiles Master **A, ☆**
New in 2012! Designed for members who want to sew something *other than clothing* that is different from what they can make in other 4-H projects or that requires specialized or professional-level skills beyond those typically used in other non-clothing projects. (Ex. drapes, pillow cover, purse/bag). Members of any age can complete this project, but should have previous sewing experience and be able to plan and complete the project on their own with minimal supervision or assistance. Guidelines are in book.

Creative & Leisure Arts

492 Cake Decorating **X, ☆**
New in 2012! Track your learning as you gain new skills and showcase your cake decorating talent! Complete this project and record book every year a cake decorating project is taken. Guidelines are in book. Cake decorating follows their own project guidelines but will judge on Foods Day.

Optional Supplement for Cake Decorating
492R Cake Decorating Resource Handbook
All-inclusive cake decorating book includes everything from baking the cake to decorating with special effects.

COLLECTING

496 Collectibles **B**
Investigate the world of collectibles. Explore sports cards, coins, figurines, leaves, rocks, minerals, etc. Learn collecting
Recommended Poster Size 14"x22"

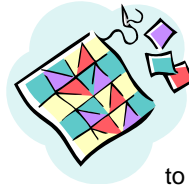
skills and discover why collecting helps young people grow. Complete the Project Guidelines listed on page 4 of the project book.

JUDGING: Miscellaneous Project Judging Schedule. Member must bring their completed project book and a sample of their collection.

FAIR: Make a poster or exhibit to put in your 4-H club booth or in the county miscellaneous booth in the youth building.

FINE ARTS

499 You Can Quilt **I, ☆**
If you're curious about quilting, but don't know where to start, this project could be for you. Members assemble quilting tools, select and cut fabrics, stitch pieces together, and before they know it – they're quilting. Choose from two patterns to make a mini quilt.



JUDGING: Miscellaneous Project Judging Schedule. Member must bring their completed project book and a sample of their collection.

FAIR: Make a poster or exhibit to put in your 4-H club booth or in the county miscellaneous booth in the youth building.

592 Get Started in Art **X, ☆**
New in 2012! Explore the basic elements of visual art through activities on color, line, space, balance, and more, and then complete your own work of art. Appropriate for members of all skill levels and ages, this project can be repeated as long as new learning takes place and new works of art are completed. Guidelines are on page 4.

JUDGING: Refer to the Miscellaneous Project Judging schedule. Bring the member's project book and final project. Be prepared to discuss all project experiences and activities and how art projects were chosen and made. Project will be evaluated on quality of art projects and member knowledge.


FAIR: Members may display their exhibit in their 4-H club booth or in the county miscellaneous booth in the youth building.

PHOTOGRAPHY

General Requirements for All Photography Projects

JUDGING: Judged at Miscellaneous Project Judging. Member should bring:

- Completed project book
- Samples of photos taken for the project
- Camera
- One color or black and white enlargement neatly mounted on a mat board, OR a "picture story" using 3-5 photographs.



FAIR: Display your photo enlargement or picture story in your 4-H club booth or in the miscellaneous booth in the youth building (if your club does not have a booth).

X=all levels B=beginner I=intermediate A=advanced

584 Focus on Photography, Level I (Beginner) B,★

Learn how to use your digital or film camera to take quality pictures, and how to evaluate them before and after you take them. Fixed lens or "point and shoot" cameras are okay. This project covers camera settings, lighting techniques, and composition skills.



585 Controlling the Image, Level II (Intermediate) I,★

Member will practice different techniques in lighting, image focus, and composition. Improve your photography skills with assignments that require creativity, problem-solving, patience, and practice. (Need film or digital, adjustable lens camera.)

586 Mastering Photography, Level III (Advanced) A,★

Choose a theme and take photos that display your mastery of camera equipment, lighting techniques, and unusual composition. (Need film or digital, adjustable lens camera. Additional equipment such as wide-angle & telephoto lenses, filters and light meter is useful.)

497 Scrapbooking: 4-H Guide to Preserving Memories B,★

This beginning / intermediate level project is designed for youth with limited experience in scrapbooking. Requires completion of project activities and creation of a scrapbook.

THEATER ARTS

****General Requirements for All Theater Arts Projects****

JUDGING: Refer to Miscellaneous Project Judging Schedule for judging time. Member must bring completed book and items made and/or education display of knowledge learned.

FAIR: Display items made or poster exhibiting knowledge learned through this project in 4-H Club booth or in the county miscellaneous booth in the youth building.

596 Play the Role I

Members learn about acting, puppetry, sound effects, color and stage make-up. Complete at least seven project activities and three "Call Board" activities each year. This project can be repeated two or three years.

597 Become a Puppeteer I

Members will expand on activities and experiences related to theater arts, including costuming, props, voice, and state presence. Complete at least seven project activities and three "Call Board" activities each year. This project can be repeated 2 or 3 years.

598 Set the Stage I

Members learn advanced acting skills and practice organizational skills, character development, and set design. Complete at least seven project activities and three "Call Board" activities each year. The project can be repeated twice.

WRITING

****General Guidelines for Writing Projects****

As part of notebook, include the following writings: rhymed poetry, free-style poetry, short story, essay, feature story, and news story.

JUDGING: Member must turn in their notebook at the Extension Office by July 9. Judged at Miscellaneous Project Judging. Be prepared to answer questions about the project.



Recommended Poster Size 14"x22"

FAIR: Exhibit a notebook of some of the writings, poster or educational display in your 4-H club booth or in the county miscellaneous booth in the youth building.

587 Writing & Reporting for Teens A

Advanced writing project suitable for 9-12 grades, member will learn techniques for news gathering, writing, and photography. General Project Guidelines are found on page 2 of the project book.

588 Creative Writing I

Suitable for ages 12-18, member will write short stories and poems. General Project Guidelines are found on page 3 of the project book.

JUDGING: The selections should be typewritten (double spaced) on 8 ½ x 11 inch paper. Writings should include:

- A. three Journal entries,
- B. one Character sketch,
- C. three poems written in free verse, haiku or rhyme OR two short stories (may include a song or play as one story) OR one fiction story.

Food & Nutrition

****General Information for All Food & Nutrition Projects****

All Food & Nutrition judging will take on a new look to become aligned with Ohio State Fair Guidelines.



JUDGING:

- ✿ Bring a single serving of one recipe included in the project book. For intermediate and advanced projects, food item should be appropriate for the project but does not need to be from the project book. (If the food is intended to be served hot or cold, it should be packed to maintain quality.)
- ✿ Bring an appropriate table setting for the menu. (centerpiece optional)
- ✿ Bring a balanced menu for the day which includes the food prepared (3 meals plus snacks)
- ✿ "Project Presentation" specific to the participant's book. Bring a three-pronged folder/notebook that includes 8 ½" by 11" pages. Participants will create a maximum of one page (one sided only) per "activity area" or "interest area" as designated in the front of the project book. Pages may be collage, journaling, timeline, photo or any format that would illustrate the work and knowledge of the participant. Each page could be different or could be a combination of styles allowing the 4-Her to reflect on their learning experience. (No points for scrapbooking style.)
- ✿ Be prepared to share what was learned in your project
- ✿ All members should be familiar with MyPlate. Additional information at <http://www.ChooseMyPlate.gov>



FAIR: An educational nutrition exhibit for each food project or group of food projects may be displayed in member's 4-H club booth. No real or artificial food is to be displayed.

X=all levels B=beginner I=intermediate A=advanced