



HORSE SHOW ATTIRE ON A SHOESTRING BUDGET


SHOWING THE PERFORMANCE HORSE

**DEB MOSIER
DEFIANCE COUNTY, OHIO**

im·pres·sion *–noun*

1. a strong effect produced on the intellect, feelings, conscience, etc.
2. the first and immediate effect of an experience or perception upon the mind; sensation.
3. the effect produced by an agency or influence.
4. a notion, remembrance, belief, etc., often of a vague or indistinct nature: *He had a general impression of lights, voices, and the clinking of silver.*
5. a mark, indentation, figure, etc., produced by pressure.
6. an image in the mind caused by something external to it.

Impressions are thought of when there is a job interview, when meeting 'the parents', etc. It is that same with your performance with your horse. You purchased him, practice him, care for him and show him. You should look as good as you can. You should look like a winner.



LOOK SHARP!

THE GUYS HAVE IT. DRESS-UP FOR LESS. BE A WINNER - LOOK THE PART AND PLAY THE PART!!

Showmanship at Halter: Blazer, shirt with collar, some type of tie, nice pants (Dockers or colored jeans), nice boots, nice hat

Riding: Chaps, long sleeve shirt w collar, tie, boots, matching saddle pad, hat, buckle. Choose a color to compliment your horse's color.


**Notes: Instead of brand new items, you can be sure your items are clean, polished and pressed (starched creases).*

Approx on Goodwill grabs – Blazer (alter to fit nice if needed) \$5, Docker pants \$3, 2 oxford-type shirts \$5, Tie \$1, Leather belt \$3

Dollar Tree – Handkerchiefs rolled and/or cut for a western looking tie when riding \$1

Other – Used Boots \$10 , used Ultrasuede Chaps \$25, used Buckle \$10 = approx \$100 for a season or two of show clothes

New Boots (Ropers) on www.Sheplers.com \$49, New Straw Hat \$24 at TSC, Saddle Pad to match \$10 www.statelinetack.com




LADIES - > DRESS-UP FOR LESS. BE A WINNER – YOU CAN LOOK THE PART AND BE THE PART!!

Showmanship at Halter: Blazer and/or shirt with collar, nice pants to match, nice boots, nice hat (notice fashions –collars, cuffs, hat shape, boot style...)

I think “the look” that is needed is a lot like ice skating performers. It is flashy (within reason) and tidy. The hair is neatly contained. The make-up is not overdone. Below are show outfits that show the latest styles and fashions.





Roper boots. Some are specially dyed to match.

Riding: Chaps, long sleeve shirt w collar, boots, matching saddle pad, hat, possible buckle. Choose a color for your show season.

**Notes: Instead of brand new items, you can be sure they are clean, well-fitted and polished.*

Approx Goodwill grabs – Blazer (alter to fit nice if needed) \$5, Pants w boot cut (alter if needed) \$3, or Pant Suit \$8

Big Lots – Spray paint for old ropers \$2 Wal Mart – fake nails, shortened \$5

Joanne Fabrics – crystals \$5, Fabric glue \$4, pendant/necklace \$7, cuff material \$3, buttons \$3

Your Grandma’s jewelry box/ An estate auction – necklace, rhinestone earrings, fancy buttons, bobby pins and hairnets

Other/ www.tacktrader.com/ Tack Swap – Used Boots \$10 , used Ultrasuede Chaps \$25, used Buckle \$10, Used Felt Hat \$35

New Boots (Ropers) at www.Sheplers.com \$49, New Straw Hat \$24 at TSC, Saddle Pad to match \$10 www.statelinetack.com



More photos for examples.....





\$60-\$100 (used) tops with Goodwill pants, Grandma's jewelry, clean hats and polished boots.

Swim suit material made into a hat cover that matched the outfit.

Hunt Seat Classes



Used Jacket, new sleeveless hunt shirt, beige leggings from Goodwill (since she was not riding in them), Lace up paddock boots with half chaps. If we would not have had a Hunt helmet, I would have covered our other helmet with stretchy black fleece.

Hey,

Is this too much to think about? There is only one way to eat an elephant, one bite at a time. Pick up one item per pay period and work your way there. You could also borrow a few items for this year. That will allow you to attend some Tack Swap Meets and watch for deals on the internet. Be creative. Ask others for help. You can do it, you can look good in the show pen and impress the judge. Take care of your show clothes and save most of them for the following year, just in case.

Using a cloth measuring tape (or you can use a string then measure the string with a ruler). Measure around your head beginning about the mid-forehead area just above the ear and going straight around.

Take the measurement you get and look at the chart below to find what hat size that is equal (=) to.

HAT SIZE CHART

Head Size inches.....Hat Size(CMsize)

17".....	6 or INFANT (48)
18-18 1/2".....	6 1/8 or TODDLER (49)
19-19 3/4".....	6 1/4 or CHILD (50)
20 1/4".....	6 3/8 or CHILD (51)
21"	6 1/2 or CHILD (52)
21 1/4"	6 5/8 or CHILD (53)
21 1/2".....	6 3/4 or SM ADULT (54)
21 5/8".....	6 7/8 or SM ADULT (55)
22 1/8".....	7 or MEDIUM (56)
22 1/2".....	7 1/8 or MEDIUM (57)
23".....	7 1/4 or LARGE (58)
23 3/8'.....	7 3/8 or LARGE (59)
23 3/4'.....	7 1/2 or X-LGE (60)
24".....	7 5/8 or X-LGE (61)
24 1/4".....	7 3/4 or X-LGE