



2022 HANCOCK COUNTY 4-H Horse Guidelines

These guidelines are for 4-H youth and their families. This information is meant to help clarify and be used in conjunction with the Uniform Rules of 4-H Horse Shows as they pertain to Hancock County.

Senior Horse Council

Hancock County 4-H Equine Website:

<http://hancock.osu.edu>

Click on 4-H Youth Development • Click on Equine

The Ohio State University Extension Equine Website: <http://horse.osu.edu>

Index

Ownership/Handling the 4-H Project Horse	2
Body Condition Scoring for Horses	4
At the Fair	5
SEI Certified Helmets	7
Project Interview	7
Grievance Procedure	7
High Point Awards	8
Summer Shows	10
Royalty	11
FYI: Recommendations for the Fair	12
Fair Poster Class	12
Fair Trophy Procedures	13
Horse Lease Guidelines	13
Safety	14
Sportsmanship	14
Sample Horse Lease	16

4-H Horse Club Members, Parents & Helpers:

The following pages were put together to help you prepare for the Summer Show Series & the Hancock County Fair.

It is our hope that this booklet will eliminate some of the confusion and problems that may arise while training for these shows.

Please remember to check the Ohio Uniform Rules for Horse Activities if you have questions about a topic that is not covered in this county resource.

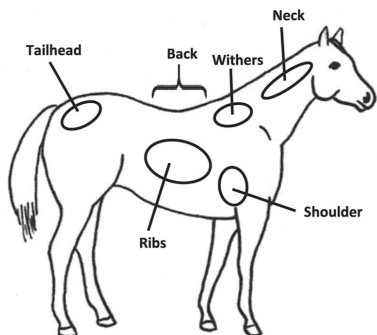
Remember, 4-H is for the Youth to learn to safely handle their equine; hopefully having fun while they do so.

Ownership/Handling the 4-H Project Horse

1. Ownership/Leasing: Horses, ponies, & small equines used as project animal must either be owned by the member/family or leased. If a horse is leased, a copy of the signed contract must be filed at the County Extension office by June 1 of the project year. A new lease is required for every project year. (The lease contents will be covered later.)
2. An animal declared as a project can be shown by only one 4-H member at the county fair or at the State Fair.
3. All animals declared as 4-H projects must be owned or leased and in the continual care of the 4-H member by June 1 of the project year. Continual care **does** permit boarding the animal, provided the member is involved in the care of the horse.
4. As of 2021, a 4-H youth beyond their 2nd year of 4-H may take 2 project light horses & exhibit both horses in as many classes as they wish, with the approval of their Advisor. Youth is responsible for doing ALL of the work with BOTH horses.
 - Both Project Horses must be declared before June 1, and if attempting to qualify for the State fair, Youth must designate which horse is to be used for state fair consideration on the forms due June 1
 - Program will be re-evaluated again at the end of 2022
5. Project animals cannot be switched during the year, except in the case of a project animal that dies.

6. Dead or Disabled Horse Rule:
 - a. A certificate of death or disability must be provided to the Extension Office signed by a licensed area veterinarian who is approved by the State ODA.
 - b. The lease of the replacement horse must be presented in writing to the Extension Office.
 - c. If the leased horse is to replace a dead horse it may be shown on Junior Fair Days for placement. If leased horse is for a disabled animal, then for grade only.
 - d. At the discretion of the advisor and upon notification to the Hancock County Fair Horse Department Superintendent, a 4-H member can use another 4-H member's horse for grade only. This applies to horses coming up lame, ill, or not fit to show prior to Junior Fair time. (This should not hinder the youth that has the project horse being used.)
 - e. Rule applies to cut-off date, 9AM first day of fair.
7. Working/Riding Restrictions: Lessons, instructions, and advice for the member are encouraged. Assistance to the member may include occasional riding or handling of the horse by another person as long as the Youth is **actively** participating in the process. After all, this is a learning experience! However, **no** training of the horse **without the youth present** should occur once the June 1st declaration date has passed.
 - **EXCEPTION:** Family members can ride a 4-H member's project horse without the 4-Her being present within the 30-day limit as long as it is not a daily occurrence and is merely for pleasure and does not include training of the horse for the show ring. Friends or family of the youth may ride the project horse for fun/pleasure as long as the 4-H youth is present.
8. No one may ride a project horse at a 4-H-riding meeting without the youth present.
9. Other people may show a 4-H member's project animal in a class if the following conditions are met:
 - It is not within the thirty (30) day window prior to the State fair (if applicable) or the Hancock County Fair.
 - The Member is present at the show.
 - The Member is also showing the animal at the same show. (ex. Advisor shows horse in Adult English Pleasure, member shows horse in Youth English Pleasure class.)
10. Only people showing an animal in a class at a 4-H show can ride that animal at the show. If this rule is violated, **both the rider and project youth** of the horse will be disqualified from further participation at that show. (Any points awarded towards high-point will be voided from the time of the violation and competitors will restart competition with a Zero point balance should competitors continue to compete.)
 - EXCEPTIONS:
 - Children simply wanting to sit on or to be led while riding the horse in a non-schooling manner. The Hancock County 4-H Advisory Committee has determined that NO Cloverbud or young child should handle or ride a horse at a 4-H show.
 - An exception may be made for rider safety considerations.
11. A young person may earn money with horses and still be in the 4-H program. (For example, they may do shoeing, give riding lessons, help train horses, win prize money, etc.)
12. The use of illegal drugs and/or steroids will not be tolerated.
13. Please refer to the Ohio 4-H Uniform Rules for Horse Shows for information regarding the Body Conditioning Score for your project horse. Ohio 4-H rules specify your horse must score a 4 or higher to be shown at any 4-H show (including county and Ohio State Fairs).

Body Condition Scoring for Horses




To calculate overall BCS, score each body location, add the scores and divided the total by 6.

_____ / 6 = _____


	Score	Back	Ribs	Neck	Shoulder	Withers	Tailhead
Poor	1	Very prominent vertebrae	Very prominent	Extremely thin	Prominent	Prominent	Very Prominent
Very Thin	2	Prominent vertebrae	Prominent	Very thin	Very thin	Very thin	Very thin
Thin	3	Vertebrae – fat ½ way up	See easily	Thin	Thin	Thin	Prominent
Moderately Thin	4	Negative crease	See slight outline	Moderately thin	Moderately thin	Moderately thin	Some fat
Moderate	5	Level – no crease	Not see, easily feel	Blend into shoulder	Blend smoothly into shoulder	Rounded	Moderate fat
Moderately Fleshy	6	Slight crease	Not sure, feel	Little fat	Little fat	Little fat	Moderate fleshy fat
Fleshy	7	Average crease	Barely feel	Average fat	Average fat	Average fat	Fleshy fat
Fat	8	Obvious crease	Difficult to feel	Fat	Flesh behind	Fat filled	Fat
Extremely Fat	9	Very obvious crease	Not feel, patchy fat	Bulging fat	Bulging fat	Bulging fat	Bulging fat

Temperature



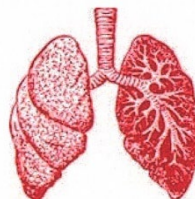
Adult
99-101.5°F
Foal
99.5-102°F

Pulse




Adult **Foal**
28-44 80-100
beats per minute

Respiration




Adult **Foal**
8-16 20-40
breaths per minute

Capillary Refill



< 3 seconds

Hydration



< 3 seconds

Eye/Nasal Secretions



No Discharge

Gut Sounds



Always Present

Gum color

Pink	Normal
Very Pale Pink	Possible fever, blood loss or anemia
Bright Red	Possible toxicity or mild shock
Gray or Blue	Possible severe shock or illness
Bright yellow	Associated with liver problems



At the Fair

1. Two age divisions exist for 4-H classes this year: 13 & under & 14-18.
2. **Working & Riding Restrictions:**
 - No riding or training of a 4-H/Junior Fair horse other than that by the 4-H member will be permitted. This restriction will be in effect through Thursday's afternoon Classes. Parents, Advisors, or other 4-H/Junior Fair Members/adult may assist the 4-H youth with lunging their horse, but the youth must be actively involved in the process.
 - An Adult may accompany the youth driver for safety purposes but cannot drive the project animals.
 - Abuse of this rule will eliminate the youth from further participation in the Junior Fair Classes.
 - Another person may hold a horse for a youth at the fair for convenience or safety reasons.
 - A parent or advisor may help a youth **practice** elements of a pattern with the horse, but should do so only in a helping/learning manner, and the 4-H youth must be present.
 - A parent, advisor, or another 4-H member may help a 4-H youth in preparing (no riding allowed) their 4-H project animal for show at the fair, but the 4-H member must be present and actively helping with the preparation.
3. **Showmanship Classes:** Showmanship is mandatory for all 1st year participants. Required dress code for all Western Showmanship exhibitors is
 - Plain black or blue jeans (no bling or embellishments)
 - White Oxford button up shirt (plain, no trim)
 - Western Hat/Helmet
 - Belts & Scarves are permissible and can include "bling"
 - Draft Horse Showmanship is mandatory for 1st and 2nd year participants
 - Draft horse exhibitors are limited to 1 showmanship class
4. **Showmanship/Riding/Driving Classes:** Exhibitors may enter as many classes as they wish. Advisors are highly recommended to review exhibitors selected classes before turning in. **Classes will NOT be held more than 2 minutes for tack changes.** Please read the Junior Fair Rule book (in the fair book) for information of scheduling and Championship Classes.
5. **Walk-Trot:** ****2021 participation at Fun Shows is NOT counted against Walk-Trot eligibility for 2022****
 - The Walk-Trot Classes at the Hancock County Fair are open to members in their 1st and 2nd years of competition in 4-H horse shows.
 - EXCEPTIONS: If a 4-H youth feels it is necessary to compete in Walk Trot a 3rd year, the following must be completed:
 - a. A written request showing just cause must be submitted to their 4-H Advisor to present to Senior Horse Council.
 - Pending approval from Senior Horse Council, request will be submitted to Extension Educator, and from there changes will be made at the Junior Fair Office.
6. **Ranch Horse:** Ranch Horses cannot show in both WESTERN pleasure and Ranch Pleasure. Exhibitor cannot show the same horse in both. They may show in English Pleasure, or they may show a different horse in Western Pleasure.
7. **Trail/Trail-in-hand:** Exhibitors must pick one or the other. The same horse cannot show in both. *** To enter either of these classes at fair, you must have successfully completed a class at either the PAS show or the July/August shows. *** (added 2020)
8. **Western Riding/Reining:** *** To enter either of these classes at fair, you must have successfully completed a class at either the PAS show or the July/August shows. *** (added 2020)

9. Versatility: The Versatility Class at the fair includes four different classes. The judge places each individual class, and those award presentations are made at the end of the entire competition.
- **Versatility Rules:**
 - a. Participants must have shown in two (2) classes during the fair.
 - b. Advisors must approve exhibitors for this class.
 - c. No Safety and Control or Walk/Trot exhibitors may participate.
 - d. All tack and equipment changes must be made in the show ring within a time limit of five (5) minutes. All tack must be removed from the arena and/or fence within this time limit.
 - e. ***Failure to complete elements of section D in time allocated will result in a DQ from the discipline** (2020).
 - f. No more than two (2) helpers may assist in tack changes. Only one (1) assistant is permitted in the arena. The contestant may not leave the arena at any time except when directed by the Judge/Ring Steward.
 - g. Equitation and Horsemanship will include a written pattern and at least one direction of rail work.
 - h. Following the change for reining, contestants will be moved to a controlled area outside the main arena. No one will be allowed to approach competitors and/or adjust equipment while they are in the controlled area. Riders are removed from the main arena for safety.
 - i. After changing for barrels, contestants may not practice around the set of barrels.
 - j. Reining pattern will be either Pattern A or B and will be announced a minimum of 2 classes prior to the start of the class.
 - k. Classes include: English EQ, Western HMS, Reining, and Barrel Racing.
 - l. All riders will be placed in numerical order from 1st to the total number of competitors in the class. No rider will be “disqualified, simply placed as low as the judge determines appropriate.
 - m. Placings for each class and the final will be announced at the end of the competition.
 - n. Number of points used to determine the championship is based on the total number of competitors in each class, with the maximum point allotment for first place of 6.
 - o. Judge will determine the tie breaker class prior to the start of the competition. Exhibitors will not be told what the tie breaker is.

GENERAL FAIR RULES:

10. No abusive behavior toward your project will be tolerated and may result in disqualification.
11. No abusive language shall be used while on the fairgrounds. Violation may result in disqualification.
12. Parents and advisors may help coach the youth during the class but **cannot** interfere or hinder another member who is being judged. Courtesy shall be extended at all times to those around the exhibitor.
13. It is recommended that a 4-H exhibitor clean their project animal's stall before bringing the animal to the fair. The exhibitor is responsible for bringing a water bucket and feed bucket and a means to hang them in the stall.
14. If space permits, each club will be assigned a tack stall for some equipment. Each club will be assigned 2 spaces for trailers outside the 4-H Horse barn to store hay, grain, large tack etc.
15. Nothing shall be stored in the aisles of the horse barn with no exceptions. Keep saddles, carts, saddle racks, etc. out of the aisle. Keep such items in the tack stall or in your horse's stall (when your horse is out of the stall!)
16. Vaccinations: Horses should be vaccinated to attend the Hancock County Fair. Records will be asked to be seen by your 4-H Advisor. Flu-rhino should be given in the Spring and an additional vaccination should be given at least two weeks before the fair and not more than 60 days.

17. **SAFETY:** Do not leave your horse unattended at any time...i.e. wash racks, barns, aisles, etc. Do not tie your horse to an unsafe object at any time...i.e. bleachers, benches, gates etc. Do not leave them unattended unless they are safely and properly tied, and their environment is “horse” safe.
18. Exhibitors should read the **Junior Fair Horse Department section of the Junior Fair Book** for further information concerning the Hancock County Fair.
19. Remember common courtesy as you move through the crowded aisles with your horse!
20. The order of classes has changed for 2022 at the fair. Be sure to check the new order in the 2022 Junior Fair Premium book.

SEI Certified Helmets



Experience, training, and the quietest horse in the world are no guarantee of safety. It's the height that puts the rider at risk – sometimes fatal risk. Today's energy absorbing, SEI certified helmets can reduce this force to minimize or prevent injury. The *2009 Uniform Rules for 4-H Horse Shows* states that **ALL 4-H members are to wear SEI Certified helmets at all times riding or driving** during all 4-H events such as riding meetings, clinics, summer shows, and fair.

Helmets are currently optional for the Open Classes at the fair; the judges are advised to disregard use of a Safety Helmet when placing classes.

Important Note about Riding Meetings & Summer Shows:

It is very important to put any manure left on the grounds into the manure pits behind the 4-H barn or take home in your trailer. Please clean up after yourself and other club members. Members may ride at Fairgrounds **only when** an Advisor is present, and only on the night assigned to their club unless invited to another 4-H club's meeting.

Project Interview

Each 4-H member is required to participate in a Project Interview that will be held in the summer on a date determined by the Junior Fair Board/Extension Office. The Project Interview will cover the project animal, project book and feed record. If a youth misses the original date, they must complete the Project Interview on the make-up date set by the Junior Fair Board/Extension Office. If the youth cannot make it that day, it is their responsibility to call the Junior Fair office and schedule a separate make-up time. Every youth will complete the skillathon given at the Project Interview as well. The topic of the skillathon will be provided prior to the event and resources will be available for download at <https://hancock.osu.edu/program-areas/4-h-youth-development/animal-project-resources/equine>

Grievance Procedure

If a member, advisor, or parent feels a rule has been violated, they may complete a Grievance Form, which may be obtained at the 4-H Extension Office or Entry Booth at the Summer Shows. If the violation occurred at a show, the form should be filed the day of the show with the Show Steward. If the violation occurred outside the show grounds, the form should be filed within 2 weeks of the violation to the County 4-H Extension Educator. If the Show Steward cannot make a ruling at the time, it will be referred to the County 4-H Extension Educator.

The 4-H Extension Educator will review the claim and will call a committee together to resolve the issue in a timely manner. He/She may ask the person(s) filing the complaint to attend the meeting as well as the person(s) involved in the claim. The decision of the committee is final. It is the hope that this procedure will not need to be used often. If you have a concern, you may try to talk with the person(s) involved first to be sure there is not a simple misunderstanding.

High Point Awards

1. A youth must participate in two classes in their division and be a current 4-H club member to be eligible to earn a High-Point award.

2. Points will be awarded to **Project horses** on the following basis:

First place will receive 6 points, second place will receive 5 points, and third place will receive 4 points, etc. with sixth place receiving 1 point for classes with more than six entries. If a class has less than six entries, then first place will receive the number of points equal to the number of entries, second place will receive one less point, and the final placing will receive one point. If you are disqualified, you receive no points.

3. Only one High-Point award will be given to a youth. If a youth wins two divisions, they will receive the award in the division/horse combination that they accumulated the highest number of points. If a youth is eligible for a High-point Champion and High-point Reserve, they will be awarded the Champion division award. In case of a tie for Champion in one division, two High-Point Champion awards will be given, and no Reserve will be awarded. In the case of a tie for Reserve in one division, two awards may be awarded.

4. Points are awarded only to **Project animals**. Although a youth may show more than one horse, only Project animals are eligible for year-end awards. See rule 3 for determinations on which horse will receive the high point.

5. The number of points awarded will be determined by the number of project horses in the class, up to six.

In the following example, there are five horses in the class and three are Project horses...

1st - Non-project horse (0 pts)

2nd - Project horse (3 pts)

3rd - Project horse (2 pts)

4th - Non-project horse (0 pts)

5th - Project horse (1 pts)

6. If there are two or fewer entrants in a division, the High Point Committee may decide to combine classes or eliminate the Reserve award.

7. The following awards will be made at the end of the year based on the performance at the County Summer Shows. The awards will be based on the classes listed after each division.

8. The High Point Committee reserves the right to modify these rules as deemed necessary.

High Point Award Categories

Division	Classes in Division		
Sr. Western Champion/Reserve 14-18	<ul style="list-style-type: none"> • Sr Western Showmanship 14-18 • Sr Western Pleasure 14-18 • Sr Western Horsemanship 14-18 		
Jr. Western Champion/Reserve 9-13	<ul style="list-style-type: none"> • Jr Western Showmanship 9-13 • Jr Western Pleasure 9-13 • Jr Western Horsemanship 9-13 		
Sr. English Champion/Reserve 14-18	<ul style="list-style-type: none"> • Sr English Showmanship 14-18 • Sr English Pleasure 14-18 • Sr English Horsemanship 14-18 		
Jr English Champion/Reserve 9-13	<ul style="list-style-type: none"> • Jr English Showmanship 9-13 • Jr English Pleasure 9-13 • Jr English Horsemanship 9-13 		
Pony Champion/Reserve 9-18	<ul style="list-style-type: none"> • Pony Showmanship (English/Western) • Pony Pleasure (English/Western) • Pony Horsemanship/Equitation • Hunter in Hand 		
1st year Walk/Trot Champion/Reserve	<ul style="list-style-type: none"> • 1st Year Walk/Trot Showmanship • 1st Year Walk/Trot Pleasure • 1st Year Walk/Trot Horsemanship/Equitation 		
2nd year Walk/Trot Champion/Reserve	<ul style="list-style-type: none"> • 2nd Year Walk/Trot Showmanship • 2nd Year Walk/Trot Pleasure • 2nd Year Walk/Trot Horsemanship/Equitation 		
Contesting Champion/Reserve 9-18	<ul style="list-style-type: none"> • Barrels • Keyhole • Flags • Pole Bending • Stakes 		
Horse/Pony Driving Champion/Reserve 9-18	<ul style="list-style-type: none"> • Appropriate Showmanship Class • Horse/Pony Pleasure Driving • Horse/Pony Driving Reinsmanship • Horse/Pony Driven Trail 		
Small Equine Champion/Reserve 9-18	<ul style="list-style-type: none"> • Small Equine Showmanship Class • Small Equine Pleasure Driving • Small Equine Driving Reinsmanship • Small Equine Driven Trail • Hunter in Hand 		
Gaited Horse/Pony Champion/Reserve 9-18	<ul style="list-style-type: none"> • Gaited Showmanship 9-18 • Gaited Pleasure 9-18 • Gaited Horsemanship/Equitation 9-18 		
Specialty Horse Champion/Reserve 9-18	<table style="width: 100%; border: none;"> <tr> <td style="width: 50%; vertical-align: top;"> <ul style="list-style-type: none"> • Trail • Trail-in-hand • Reining • Crossrails </td> <td style="width: 50%; vertical-align: top;"> <ul style="list-style-type: none"> • Western Riding • Hunter Hack • Dressage • Western Dressage </td> </tr> </table>	<ul style="list-style-type: none"> • Trail • Trail-in-hand • Reining • Crossrails 	<ul style="list-style-type: none"> • Western Riding • Hunter Hack • Dressage • Western Dressage
<ul style="list-style-type: none"> • Trail • Trail-in-hand • Reining • Crossrails 	<ul style="list-style-type: none"> • Western Riding • Hunter Hack • Dressage • Western Dressage 		
Draft Horse/Pony Champion/Reserve 9-18	<table style="width: 100%; border: none;"> <tr> <td style="width: 50%; vertical-align: top;"> <ul style="list-style-type: none"> • Draft Showmanship • Draft Line Driving • W/T Draft Riding </td> <td style="width: 50%; vertical-align: top;"> <ul style="list-style-type: none"> • Single Hitch Draft • Team Driving </td> </tr> </table>	<ul style="list-style-type: none"> • Draft Showmanship • Draft Line Driving • W/T Draft Riding 	<ul style="list-style-type: none"> • Single Hitch Draft • Team Driving
<ul style="list-style-type: none"> • Draft Showmanship • Draft Line Driving • W/T Draft Riding 	<ul style="list-style-type: none"> • Single Hitch Draft • Team Driving 		
Ranch Horse Champion/Reserve 9-18 (2021)	<ul style="list-style-type: none"> • Ranch Pleasure • Ranch Showmanship • Ranch Horsemanship 		

Summer Show Series

Summer Shows are for Hancock County 4-H or FFA member enrolled in a Horse Project, excluding those only enrolled in Horseless Horse. The shows are designed to give every 4-H member the opportunity to experience a competitive horse show, with the emphasis on learning, improving, getting to know other 4-H members in other clubs, and just to have fun. Having the Shows spread out over the summer gives the rider the opportunity to improve on their performance each time. The judges are there to help the youth as well as to judge. If you have a question, please ask. The hope is the youth will be well prepared by the time the County Fair rolls around.

While at the shows, any Hancock County 4-H or FFA member enrolled in a Horse project (excluding Horseless Horse) may show. You may ride your Project animal(s), or another horse. Remember you may receive a placing in the class on **any** horse, but **only your project animals** are eligible to accumulate points toward the year end high point awards.

Entering a Class: ** 2022 Entries are all to be completed ONLINE** You must obtain an entry form and your assigned number at the entry booth. One entry form and number per youth/horse combination. Please keep your number for all three summer shows and the fair. Complete the form and return it with the entry fee to the entry booth. **Current entry fees are printed on the show bill.** You may pay in cash or leave an open check to cover your entry fees. (Just be sure to close your check out before you leave.) Bounced checks are subject to a \$25 fee.

Declaring Small Equine, Pony or Horse for Classes: You must declare your animal's height category at each Summer show and stay in designated those designated classes for that show. You may switch between height categories from show to show, but not within a show. If you decide to show pony, you must show only pony for that day. EXCEPTION: classes that are not a designated height class.

Pony/Small Equine Measuring: All Equines under 58" will be measured at the 1st Summer show/PAS show or July show by 8:30a.m. Measuring will be done with an approved measuring "stick" on level ground, with a third-party present not privy to the animal or rider. Measuring will be done by the same person at both shows to remain consistent. If measuring and re-measuring is not done by the 1st Summer show/PAS show or the July show the animal will be shown as a horse project. A 2022 Hancock County card will be issued stating the pony size at the time of measuring. **Miniature horses must now be measured or will show as pony.** A 2017 or more recent Hancock County Height card **must be presented** at the Summer Show to waiver the measuring for the current year.

1st & 2nd yr Walk-Trot Riding Class: A 4-H youth may enter the walk-trot class at a Summer show if it is their 1st or 2nd year of competition in 4-H horse shows, regardless of age of the exhibitor. If a 4-H youth would like to compete in the walk-trot division at the Summer shows after completing their 2nd year of competition, they must submit the request in writing to their advisor, and their advisor may bring it to the Sr. Horse Council for consideration. The 4-H Extension Educator will hold a meeting at his/her discretion to make a final ruling. The youth will not be eligible for high point awards but may be placed in individual classes at the discretion of the extension educator.

1st & 2nd Showmanship Classes: A 4-H youth may enter the appropriate Showmanship class at a Summer show depending on the number of years of competition in 4-H horse shows, regardless of age of the exhibitor. If a youth wins the 2nd year class at the fair, then they may **not** compete in that class at

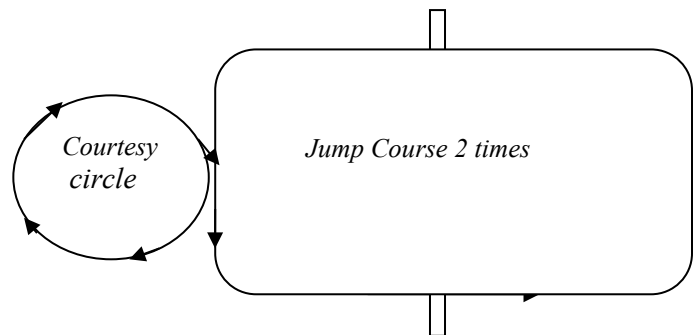
the Summer Shows or the Fair the following years(s). There will be no exception once you have won 2nd year Showmanship Class.

“Fun Classes” at the Summer Shows: These classes are for fun and for whoever wants to participate as long as the parents and advisors approve of the youth’s participation. Safety is the main concern for everyone—safety of the youth, the horse, and the other participants. The attire is casual - boots must be worn, long pants are required, and a shirt (no special type) must be worn. Helmets are required for all fun classes. **Walk-Trot riders may participate but must limit their speed to W/T to maintain the safety of all riders.** If a W/T cannot limit their speed, then for safety’s sake, they should not participate in the class. Exceeding the trot more than five (5) strides may result in ineligibility for all future W/T classes.

Crossrails: * This is no longer a Walk Trot class in 2021

This class is set up to help youth prepare for jumping classes, and just to try something new with their horse. The participant will enter the arena, will take one courtesy circle, and must complete the course. There will be 2 jumps set up in the arena and the participant will go around the course twice. The jumps are 50 feet apart, and they are set up as cross rails. The cups will be set at 2 feet. There will be a rail on the ground in front of each jump. The participant will go around the course in the same direction twice. The jumps should be about 10 feet off the rail and be centered end to end in the arena. The participant is judged on hands, seat, legs, use of aids, and control.

Hunter Hack: There are two 2’-3” post and rail jumps with spacing of 36’ min. No in and outs. No leg wraps/splint boots. No martingales. Exhibitors will walk-trot-canter on rail and hand gallop. See page 72 in the Ohio Uniform Rules for 4-H Horse Show book for more information.



*** As of 2019 All jumping classes now require signed advisor approval before youth can compete. No one will be allowed to enter the ring without pre-approval from Advisor. If the youth is not in a horse club, or is from another organization, a individual with the requisite knowledge will be named by the Horse Council executive committee to assess youth’s skills to determine whether they and/or their animal are ready for said class.**

Royalty

Royalty:

Queen & King Senior Members • 14-18 yr olds Princess & Prince Junior Members • 9-13 yr olds

Those who want to try out for Royalty must complete an application by the date determined by the Royalty Committee. Interested members should check with the local extension and Senior Horse Council for current year details. Forms and additional information are available here: <https://hancock.osu.edu/program-areas/4-h-youth-development/animal-project-resources/equine>

The responsibilities of the Royalty shall include, but not be limited to:

1. Attend the official recognition of royalty at the Hancock County Fair on Wednesday evening.
2. Help award ribbons at the fair and Summer shows for the Horse Department.
3. Be in attendance during the fair to represent the 4-H Horse Department.

4. Help the Royalty committee in preparations for the next year's royalty.
5. Help secure prizes for the auction on Monday of the fair.
6. Represent Hancock County Light Horse department at other county fairs and the current Ohio State Fair events.

Junior Fair supplies crowns, hats and sashes. If no one applies for a Royalty position, past winners may run again. The past winners will be asked to participate in the next year qualification process.

FYI: Recommendations for the Hancock County Fair

Arriving at the fair requires preparation at home. The following is a list of things prepare for the fair. Start 1 to 2 weeks before the fair **preparing a list** of the things you will need at the fair for you and your horse, for example:

1. Feed
2. Feed bucket and safe method to hang it
3. Hay
4. Water bucket and safe method to hang it
5. Bedding – check with your 4-H Advisor, some clubs will provide bedding
6. Stall cleaning items i.e.: rake, wheelbarrow, shovels, manure fork, etc. Check with your advisor, some clubs share items within the club. If you do bring an item, put your name on it. If you use an item, return it to its proper place.
7. It is advised that you clean out your stall before putting down any bedding. Some members put lime down for a couple days, then put down the bedding. You may also want to clean the stall sides with a bleach/water mixture before bedding it.
8. It is **highly recommended** to have your horse vaccinated yearly against common diseases in the spring.
9. Wash supplies (hose, bucket, brushes, soaps, conditioners, and anything else you need to wash your horse)
10. Grooming supplies (clean brushes, hoof polish, fly spray, Showsheen, banding/braiding equipment, cloth) and anything else you may need for finishing.
11. Things you may need for show day and practice (working saddle, show saddle, bridles, boots, lunge line, lunge whip, halters, lead ropes, saddle pads, etc...)
12. Show clothes and hats. Are they clean and/or do they need mending? Does the hat fit or need reshaping?

Begin placing things together so on the day you leave, packing will be much easier. Don't wait to the last minute or you will probably forget something.

- **Check your list before you leave.**
- Each club should only use their assigned stalls unless given permission by barn superintendent.
- If you have a question or concern, ask for help from your advisors, friends, and other 4-H members.

We are all in this together, and at one time or another, it was everyone's "First Fair".

Fair Poster Class

Senior Class • 14-18 year olds

- The youth should make a poster on any horse related topic including equipment, feed, care, showing of the horse, health, or any other topic of interest to the youth.
- The maximum size of the poster is 22 inches by 28 inches.

Junior Class • 9-13 year olds

- The youth must be present when the class is judged. Arrangements should be made if another judging conflict occurs. The youth will make a presentation of the poster to the judge, and the judge may ask the youth questions about the topic/poster.
- The youth may wear the showmanship outfit he/she showed in at the fair or comparable outfit.
- The poster is to be completed by the 4-H member, be clear, neat, well organized, and interesting.
- Display the poster in the appointed area by Wednesday at 9AM of the fair.
- Ribbons and premiums are paid if no other class is entered by the youth.

* Note: This Class does not satisfy the Horseless Horse Project Requirement

Fair Trophy Procedures

Winners of Traveling Trophies will be required to sign a Traveling Trophy Agreement. Traveling Trophy winners should return the traveling trophy to the Horse Entry Booth on the day of the August Summer Show. Before returning the traveling trophy, please have the recipient's name and year engraved on the plaque. Winners are asked to be sure the trophy is in good repair before it is returned. Once the traveling trophy is returned, they will receive a replacement trophy with the appropriate label on the trophy. The replacement trophies match the trophies of the current year. (It is up to the exhibitor to attach a title for the actual year won.) Winners of trophies at the fair must complete a thank you card before the trophy can be awarded to them. The card and envelope will be presented to them as they leave the arena and receive their ribbons. When they return the completed card to the entry booth, they may pick up their trophy. Be sure the correct label is on the trophy they pick up.

Horse Lease Guidelines

A horse lease, like anything in life, can be a simple or sophisticated as one wants. The important items that should be addressed are as follows:

1. Length of term, how long the lease is valid. It should not be open ended with statements like "the 4-H show season", the lease needs to have a beginning and ending date.
2. Where will the horse be cared for? The boarding conditions and location of the boarding facility need to be acceptable and agreed upon by both parties.
3. Who is responsible for care and maintenance of the horse? This includes veterinary and farrier costs. It should also be stated who is responsible in the case of injury or death of the horse.
4. Who is responsible for training and showing of the horse at shows and the fair? Normally the lessee (4-H member) is responsible for training and showing, this clause defines responsibility in case of a problem during one of the shows.
5. Who will provide transportation to and from all shows and fairs. This is needed to define responsibility in the event something happens on the road. You need to make sure you have adequate insurance on your automobile policy and there are not any livestock exclusions, do not just assume you are covered.
6. It needs to be stated who has care, custody, and control of the animal. This is important from a liability standpoint in the event of damage to a third party. Ohio is a Limited Liability State but that does not mean one should not have a standard livestock insurance policy with an equine rider. This is important because most homeowners' policies do not cover livestock related claims and even "Farm Policies" may not cover horse related claims without an equine rider. Equine riders are not very expensive.
7. A termination clause. It needs to be stated the lease can be cancelled before the term expires and under what circumstances this can occur. There are many reasons one or both parties would want to terminate the lease, this should not be an unpleasant experience.

8. Mortality Insurance. If the horse owner requires mortality insurance, this also needs to be stated along with an agreed upon value and who will supply said insurance.

The above is not to be taken as legal advice.

Safety

Safety Should Always Come First – *Please Learn Horse Sense and Safety*

Safety – *the condition of being protected against any event which could be considered non-desirable. It can include protection of people or of possessions.*

Do not leave your horse unattended at any time...i.e. wash racks, barns, aisles, etc. Do not tie your horse to an unsafe object at any time...i.e. bleachers, benches, gates etc. Do not leave them unattended unless they are safely and properly tied to a horse trailer or in an approved horse stall and their environment is “horse” safe.

Sportsmanship Expectations for Youth Participants

The development of sportsmanship is an important part of growing up. To become contributing, competent, caring, capable adults, youth must develop sportsmanship. It is important for people to be fair and generous competitors, good losers, and graceful winners. All participants in 4-H, junior fair, and other youth programs are expected to demonstrate each of the following elements of sportsmanship before, during and after their participation.

Sportsmanship:

Conduct becoming to an individual involving fair and competition, courteous relations, and graceful acceptance of results.

1. **Conduct:** Demonstrate and maintain high standards of personal behavior and conduct which become you as an individual and as a representative of your family, your club, your community, and the 4-H program or other youth program in which you are involved.
2. **Fairness:** Learn and follow the rules. Do not cheat. Be objective, honest, and just in evaluating yourself and others.
3. **Honesty:** Be truthful, fair, and straightforward in everything you say and do. Show integrity. Do not lie or deceive. Do your own work. Do not understate or overstate your abilities, skills, or accomplishments.
4. **Competition:** accept that the nature of competition is seeking to get what others are seeking to get, involves rivalry between contestants to earn rewards and results in both winners and losers.
5. **Courtesy:** Be well-mannered in your conduct. Be respectful, thoughtful, considerate, cooperative, friendly, and cheerful in your attitude and your behavior regardless of whether you do well or not, or whether you win or lose. Do not argue with the judges or program organizers. When you have concerns, questions, or suggestions, be polite in expressing them. Be pleasant and nice toward other participants,

spectators, program officials, judges, the media, your advisors, parents, and others. Give others the benefit of the doubt. Treat people, animals, and things kindly. Hide ill humor and keep your emotions under control.

6. **Graceful acceptance of Results:** Accept judges' suggestions and the results with a positive attitude. If you are not selected as a winner or if you receive a lower evaluation than you expect, do not gripe, complain, whine, pout, make excuses, or say you did not feel well. Congratulate those who do win and who performed better than you did. Recognize, appreciate, and try to learn from the accomplishments and admirable traits of others. Recognize, learn from, and try to improve your shortcomings. Do not protest or make accusations unless you have proof and are willing to personally face the person(s) you are accusing. If you are selected as a winner or receive a higher evaluation than you expect, graciously thank the people who congratulate you. Be happy but do not gloat, brag, act conceited or downplay your accomplishments. Finally, regardless of the outcome, thank your parents, advisors, program organizers, sponsors, judges, and others who helped you.

Reprinted from the 4-H brochure:

Sportsmanship Expectations for Youth Participant
by the Ohio State University Extension

THIS SPACE INTENTIONALLY LEFT BLANK

Hancock County Horse Council

2022 Equine Sample Lease Agreement

This contract is the written agreement for the lease of _____(name), a
_____(year of birth) _____(breed) _____(registration #)
_____(mare/gelding), hereinafter "Equine". This lease agreement between is between
_____(Lessor) who resides at _____
_____, the Lessee _____(4-H'er name) and
his/her Parents _____(Parent Names)

General Terms:

1. This lease will begin on June 1, of the current year and end on Labor Day of the current year.
2. The consideration for this lease will be _____ dollars, due _____.
3. The Equine will reside at the **Lessor/Lessee/Boarding** (circle one) farm located at _____.
4. **Lessor/Lessee** (circle one) will be responsible for all routine maintenance and veterinary expenses related to Equine including but not limited to:
 - Farrier visits on a 6-week schedule
 - Appropriate wormer rotation on monthly schedule
 - Annual vaccines to be acquired from _____ veterinary service
5. **Lessor/Lessee** (circle one) will be responsible for adequate daily care of Equine, including procuring & distributing to Equine all necessary feed, supplements, hay, and bedding.
 - *If there are specific feeds, supplements etc., I strongly encourage you to itemize those products in this section.*
6. **Lessor/Lessee** (circle one) is responsible for all transportation costs to and from the Hancock County Fairgrounds for training and/or horse shows.
7. **Lessor/Lessee** (circle one) may make welfare inspections on Equine, after providing a minimum 1 (one) hour notice.
8. In case of an Equine Emergency, Lessee must notify the Lessor of the situation immediately after becoming apprised of the situation.
 - Examples of emergency include:
 - i. Colic
 - ii. Injuries which may require stitches
 - iii. Lameness
 - iv. Other events/accidents which pose an obvious danger to the horse's welfare.
9. The **Lessor/Lessee** (circle one) is liable for any property damage and/or injury to a third party.

Lease Prohibitions – Lessee

10. Lessee may not engage in training methods, or lessons from any trainer without the direct supervision and/or written approval of the Lessor.
11. In the event that the Equine is lame, Lessee may not return to working Equine until Lessor has cleared the horse for activity.
12. Lessee may not use Equine for the following activities: (circle all that apply)
 - English
 - Western
 - Jumping
 - Barrel Racing
 - Games (egg & spoon, ball race, etc)
 - Flag Bearing
 - Trail/Trail in Hand
 - Trail riding
 - Parades
 - Petting Zoos
 - Other _____
13. In the event that the Equine becomes unable to compete at a show due to injury, loss of a shoe, etc., it is the Lessee's responsibility to:
 - *It is a good idea to talk about situations like this ahead of time and lay out a plan of action.*

Lease Prohibitions – Lessor

14. Lessor **may not** remove Equine from Lessee's farm, identified infra if applicable, without the following:
 - 48-hour notice – for temporary use, not termination of the lease
 - Agreement of the Lessee or Lessee's Parents
15. Lessor **may not** ride Equine within thirty (30) days of the Hancock County Fair.
16. Lessor **may not** handle Equine without the presence of the Lessee during the Hancock County Fair, until the 4-H competition is complete on Thursday afternoon.
17. Lessor **may not** ride Equine during the Hancock County Fair until the 4-H competition is complete on Thursday afternoon.
18. Lessor **may not** ride Equine at any 4-H Fun Shows and/or PAS State Fair Qualifying Shows.
19. Lessor **MAY/MAY NOT** (circle one) ride and/or compete on horse at Open shows **where the Lessee is also competing.**
 - ****Show must not be within thirty (30) days of the Ohio State Fair and/or the Hancock County Fair, and the Lessee MUST be both present and also competing.****
20. Lessor **may not remove Equine from the Hancock County Fairgrounds during the Fair without the written approval of the Department Director or Superintendents.**

Ancillary Items included in Lease

21. This lease includes the use of the following equipment owned by Lessor:
 - *Include an itemized list of all equipment that Lessee will be borrowing. This helps identify items for return at the end of the lease, and also will help identify which items the Lessee may use, in the event that the Lessor has duplicates. You may consider attaching pictures of specific items.*

22. Any of the items listed infra that are damaged, lost or destroyed during the lease are the financial responsibility of the Lessee. Said items will be replaced with quality equivalent items, unless otherwise agreed upon in writing by both parties.

Breach of Contract

- 23. In the event of a Breach of Contract both parties should make reasonable efforts to resolve issues.
- 24. If a resolution cannot be reached, _____ a neutral third-party mediator has been chosen to resolve the conflict. _____(phone).
- 25. In the event that a resolution cannot be reached this contract can be terminated by the written agreement of both parties (and Lessee’s Parents).
- 26. If an agreement cannot be reached, all matters will be litigated in the Hancock County Court of Common Pleas or the Findlay Municipal Small Claims Court, whichever is most appropriate.

Other Terms

This contract contains the entirety of the agreement between the Lessor and Lessee. Any modifications to this agreement must be in writing. In the event a situation arises not addressed in this contract, the OSU Extension Horse Uniform Rules will govern.

Lessor Signature

Lessor Print

Phone

Date

Lessee Parent Signature

Lessee Parent Print

Lessee Signature

Address

Lessee Print

Date

Phone

Date